

## Product Specifications

**NAME: RF Controller (Aluminum version)**

**MODEL: GN-CTL002**



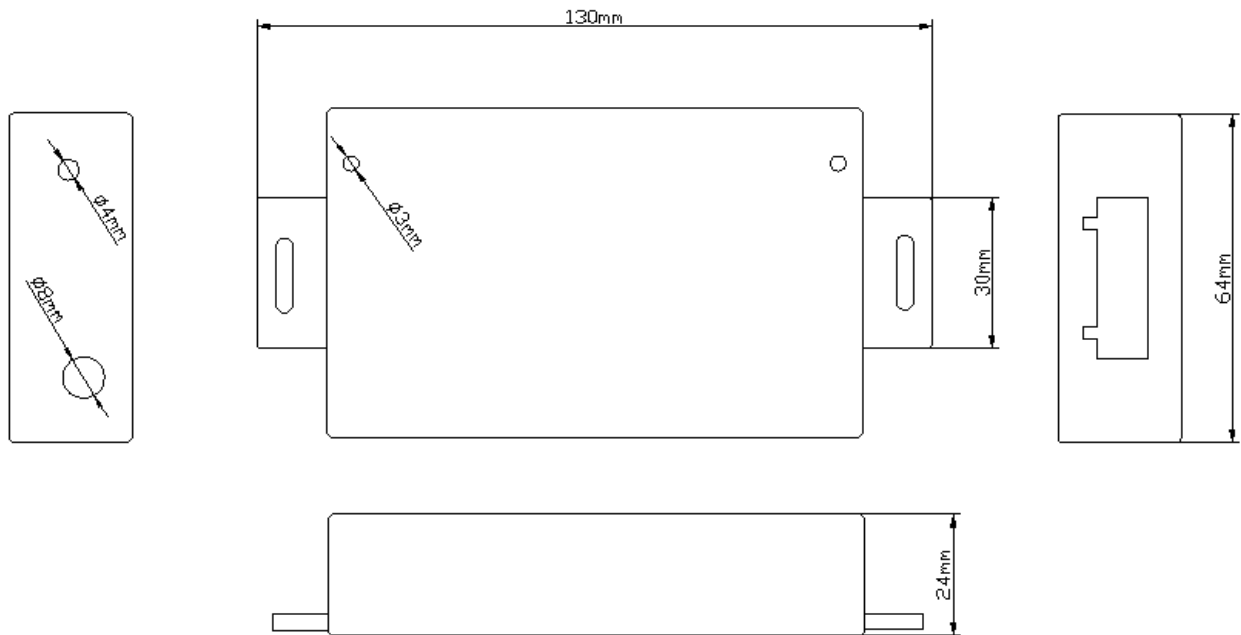
### Summarization

RF controller adopts the advanced micro control unit, it is used for controlling a variety of lamp whose source of light is LED. For instance, point source of light, flexible light strip, wall washer lamp, glass curtain wall light and so on; At the same time, it has many advantages such as convenient connection, simplicity to use and others. According to the actual need of customers, it can carry out jumpy changing, gradual changing, stroboflash and other effects of change.

### Technical parameters

- Working temperature: -20-60 °C
- Supply voltage: DC12V, 24V <optional> (for orders specify voltage)
- Output: 3 channels
- Connecting mode: common anode
- Transmission/Receiving frequency: 433.92 Mhz
- External dimension: L130 X W64 X H24 mm
- Packing size: L37 X W80 X H54 mm
- Net weight: 185g
- Gross weight: 215g
- Static power consumption: <1 W
- Output current: <4 A (each channel)
- Output power: 12V: <144W, 24V: <288W

## External Dimension




## Interface Specifications

Power input interface ( the first way ):




Adopt conventional DC power Transposon as power input interface, and equip with plug-DC

Power input interface ( the second way ):



Adopt male and female connector with screw.

Load output interface:



Adopt male and female connector with screw.

## Direction for use

1. Connect the load wire at first, following by the power wire; **Please ensure short circuit can not occur between connecting wire before you turn on the power;**
2. Adopt RF control, there are four buttons altogether, and every key-press function is as follows:
  - Program:** pattern key, lighting color will change if you press one time;
  - Speed up:** to speed up lighting color changing;
  - Speed down:** to speed up lighting color changing;
  - On/off:** Power switch, you could turn on/off controller in any state.
3. Standard color changes as follows:

Items	Patterns	Remarks
1	Static red	
2	Static blue	
3	Static yellow	
4	Static green	
5	Static purple	
6	Static cyan	
7	Static white	
8	Three-color jumpy changing	2(B) and 3(C) keys are available
9	Seven-color jumpy changing	2(B) and 3(C) keys are available
10	Three-color gradual changing	2(B) and 3(C) keys are available
11	Seven-color gradual changing	2(B) and 3(C) keys are available

## Typical Applications

The first circuit diagram:

