


高清彩屏数显智能导轨电度表

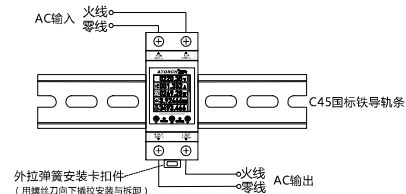
- 应用说明 -



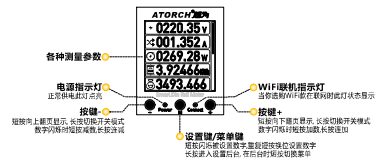
通用范围与电测规格

*本仪表通用测量显示交流电的电压、电流、功率、电量、频率、电费等相关数据以及控制。
*适合于所有工作电压在AC85~265V 50/60Hz的两相交流电源。

接线与安装



主界面说明与按键操作方法



WiFi联网说明

请扫描右图二维码或在安卓应用市场、苹果应用App store里搜索“智能生活”下载安装后，再添加设备（务必使用2.4G网络连接，务必打开手机蓝牙以及GPS定位权限）



AT2P HD Color Screen Digital Display Smart Rail Meter

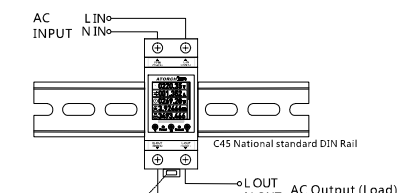
- User Manual -



Application and specification

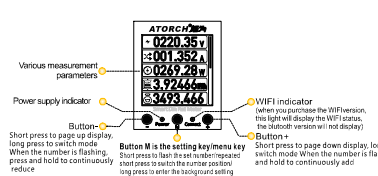
*This Meter is applicable to the measurement and control of voltage, current, power, electricity quantity, frequency, electricity charge and other data of AC power.
*It is suitable for single-phase AC power supply with voltage of AC85~265V/0.100A.50/60Hz

Installation and wiring



External spring mounting buckle (Use a screwdriver to install and disassemble it down)

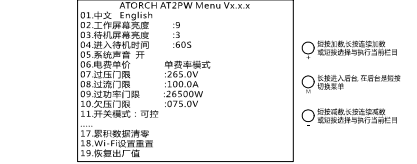
Main interface description and button operation method



This Meter is used to measure the voltage, current, power, power, frequency, electricity bills and other data of the single-phase AC power, as well as control and safety protection alarm functions.

使用说明

长按“M”键进入后台设置界面，再短按M键切换设置栏目，有数字闪烁时再短按+/键调整此数字，如此后再按+/键进入位或位元数字数字进行调整；



- 1) 通过过电压保护门限：达到此数值门限超出警告范围，如继电器款式会关闭输出；
 - 2) 待机画面：如设置成简测，达到进入待机时间会进入大数字的测量界面模式；
 - 3) 累积数据清零：到此栏按“-”键弹出OK字样清楚累积电量电费数据为零；
 - 4) WiFi设置重置：如更换了WiFi网络账号密码环境请重置此栏重新配网；
 - 5) 恢复出厂设置：恢复所有数据出厂值（短按M键到此栏长按“+”键3秒系统复位）
- 后台界面不定期会有新版本会有细微差异，请以收到实际产品为准，本公司不作另行通知，请谅解。


报警功能

*本表具有过压、欠压、过流、电量不足报警功能。
(注意电量不足此项功能需要WiFi版APP操作,蓝牙版无此功能)。
*蓝牙版只有报警提示功能不能切断电力。
*WiFi版本具有报警切断电力输出,从而保护用电设备。

电气参数

功能/项目	Bluetooth 蓝牙版本	WiFi 网络版本
功能/项目	AT2P 蓝牙版本	AT2PW WiFi 网络版本
产品型号	AT2P	AT2PW
额定电压/范围	AC85~265V / 50~60Hz	AT2PW
额定电流	0~100A	0~100A
额定功率/范围	0~26.5KW	0~26.5KW
测量精度	±0.5%	±0.5%
测量范围	0~99999kWh	0~99999kWh
测量精度	±1%	±1%
功率因数	0.3~0.99	0.3~0.99
尺寸/尺寸	面板尺寸:46mmx36mm 插板尺寸:50mmx36mm 导轨安装尺寸:35mm	面板尺寸:46mmx36mm 插板尺寸:50mmx36mm 导轨安装尺寸:35mm
工作温度	-20°C ~ +60°C	-20°C ~ +60°C
认证/认证	CE 认证	CE 认证
数据/数据	支持	支持
其他/其他	无	无

WiFi版本智能生活APP操作简介



联网远程控制，也可手动控制

警告与售后服务

警告：产品的硬件或软件代码会不断升级与更新。本表示界面也会升级变更。如果当前阶段的实际产品与本说明有细微差异，请以实际产品为准。请务必打开手机蓝牙以及GPS定位权限！
安全警告：本设备输入的是强电，使用中不可带电触碰金属部件，务必注意安全！
如因为用户自行使用不当或者故意金属物接触所导致的触电事故，需用户自行承担后果！
售后服务以及建议：手机 13068724518 / VX 13068724518
更多产品的详细信息请查阅官网 <http://www.atorch.cn>
WiFi版本用手机浏览器扫描下面二维码下载智能生活APP:



尊敬的客户：感谢您购买本公司生产的智能生活APP控制电度表。本产品使用寿命为31年。6个月保修期后免费上门服务。为了保障您的合法权益，请仔细阅读本保修卡，并妥善保管。

使用说明
1. 本产品出厂前已经过严格的质量检测，产品本身及包装完整，无缺陷，即可更换新型号的产品(原厂质保期)。
2. 本产品出厂前已经过严格的质量检测，产品本身及包装完整，无缺陷，即可更换新型号的产品(原厂质保期)。
3. 本产品出厂前已经过严格的质量检测，产品本身及包装完整，无缺陷，即可更换新型号的产品(原厂质保期)。
4. 本产品出厂前已经过严格的质量检测，产品本身及包装完整，无缺陷，即可更换新型号的产品(原厂质保期)。
5. 本产品出厂前已经过严格的质量检测，产品本身及包装完整，无缺陷，即可更换新型号的产品(原厂质保期)。
6. 本产品出厂前已经过严格的质量检测，产品本身及包装完整，无缺陷，即可更换新型号的产品(原厂质保期)。
7. 本产品出厂前已经过严格的质量检测，产品本身及包装完整，无缺陷，即可更换新型号的产品(原厂质保期)。



Bluetooth connection or WiFi connection steps

Bluetooth version: Search for E_test in the Apple app or scan the Android code to download and install it, then click the icon to open the APP, then click the Bluetooth icon in the upper left corner of the interface to enter the list and display the AT2P-BLE model, and then click the model to automatically return to the main interface of the APP. At this time, the Bluetooth icon of the host changes from the original gray to blue and you hear the beeping sound of the speaker, which means that the connection to the computer is successful, and the data starts to be transmitted and displayed synchronously.

WiFi version: Scan the QR code displayed on the host to download the Smart Life APP or Tuya APP, and operate according to the methods and steps displayed on the interface to connect to the Internet.

Warning: If the model AT2P_BLE cannot be displayed after clicking the Bluetooth icon in the upper left corner of the APP interface, please enter your mobile phone settings to open the storage permission and location information options of this APP! After these two items are fully turned on, return to the APP interface and then enter to display the model correctly.

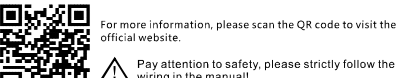
Software download and after-sales

APP software and download address: <http://www.atorch.cn>
(Please refer to the official website for more details)
Notice: Because the hardware or software code of the product will be upgraded and updated constantly, the display interface of this table will also be upgraded and changed. If the actual product in the current period is slightly different from this description, we will not make further notice, please understand!

Safety warning: The input of this product is strong electricity. Do not touch the metal parts with electricity during use. Be sure to pay attention to safety.

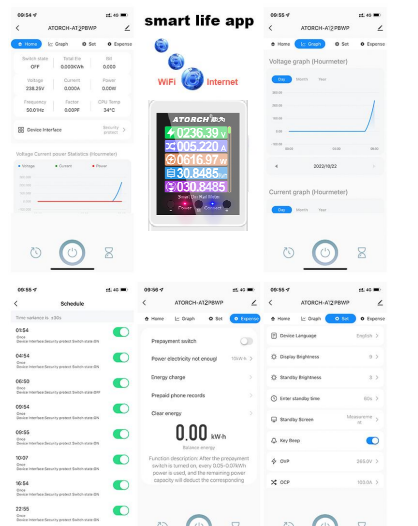
WiFi version please download

Please search for Tuya name or smart life name in Google Play/Apple Store Download app and install!
Support android 5.0 above app and IOS 8.0 above APP!



Pay attention to safety, please strictly follow the wiring in the manual!

Introduction to WiFi version intelligent life APP control



Pay attention to safety, please strictly follow the wiring in the manual!