

793



»» Features

- High rating general purpose miniature PCB Power Relays.
- Optional for 700mW coil and 530mW coil.
- 5mm planning 16A TV-10 ideally form high inrush current breaking application for UPS, power supply and Heating Element control of Home Appliances, and lighting controls.
- High dielectric strength 5000V between coil and contacts, 1000V between contacts.
- Optional for sealed flux free & sealed washable types.



»» Type List

Terminal style	Contact form	UL Insulation system approval	Designation (provided with)		
			Flux tight	Sealed type	Sealed type washable
PCB terminal	1A (SPNO)	-----	793-P-1A	793-P-1A-V	793-P-1A-S
		F	793-P-1A-F	793-P-1A-F-V	793-P-1A-F-S
	1B (SPNC)	-----	793-P-1B	793-P-1B-V	793-P-1B-S
		F	793-P-1B-F	793-P-1B-F-V	793-P-1B-F-S
	1C (SPDT)	-----	793-P-1C	793-P-1C-V	793-P-1C-S
		F	793-P-1C-F	793-P-1C-F-V	793-P-1C-F-S

»» Ordering Information

793 - P - 1A - F - S
 1 2 3 4 5

- | | |
|---|---|
| <p>1. 793 -- Basic series designation</p> <p>2. P -- PCB terminal</p> <p>3. 1A -- Single pole normally open
 1B -- Single pole double normally closed
 1C -- Single pole double throw</p> | <p>4. Blank -- Standard type
 F -- Class F</p> <p>5. Blank -- Flux tight
 V -- Sealed type
 S -- Sealed type washable</p> |
|---|---|

»» Contact Rating

Resistive load	16A 240VAC
----------------	------------



»» Coil Rating (DC)

◆ Standard Type

Rated voltage (V)	Rated current $\pm 10\%$ at 23 °C (mA)	Coil resistance $\pm 10\%$ at 23 °C (Ω)	Max. continuous voltage at 70 °C	Pick up voltage(Max) at 23 °C	Drop out voltage(Min) at 23 °C	Power consumption at rated voltage
3	234	12.8	160 % of rated voltage	75 % of rated voltage	10 % of rated voltage	approx. 0.7W
5	139	36				
6	118	51				
9	78	116				
12	58	206				
18	39	463				
24	29	825				
48	15	3,300				
60	11.7	5,100				
100	7.5	13,400				

◆ High Sensitivity Type

Rated voltage (V)	Rated current $\pm 10\%$ at 23 °C (mA)	Coil resistance $\pm 10\%$ at 23 °C (Ω)	Max. continuous voltage at 70 °C	Pick up voltage(Max) at 23 °C	Drop out voltage(Min) at 23 °C	Power consumption at rated voltage
3	176	17	170 % of rated voltage	75 % of rated voltage	10 % of rated voltage	approx. 0.53W
5	105	47.7				
6	88	68				
9	60	150				
12	44	275				
18	29	618				
24	22	1,100				
48	11	4,400				
60	8.8	6,800				

»» Specification

Contact material	AgCdO / AgSnO alloy	
Contact resistance ⁽¹⁾	100m Ω Max.	
Operate time ⁽¹⁾	20ms Max.	
Release time ⁽¹⁾	10ms Max.	
Insulation resistance ⁽¹⁾	1000M Ω Min. (DC 500V)	
Dielectric strength ⁽¹⁾	Between open contact : AC 1000V , 50/60Hz 1 min.	
	Between contact and coil : AC 4000V , 50/60Hz 1 min. (for 1B,1C)	
	: AC 5000V , 50/60Hz 1 min. (for 1A)	
Vibration resistance	Operating extremes	10~55Hz , amplitude 1.5 mm
	Damage limits	10~55Hz , amplitude 1.5 mm

Shock resistance	Operating extremes	10G
	Damage limits	100G
Life expectancy	Mechanical	10,000,000 operations (frequency 18,000 operations/hr)
	Electrical	100,000 operations (frequency 1,800 operations/hr)
Operating ambient temperature	-40~+70 °C (no freezing)	
Weight	Approx. 17 g	

Note : (1) initial value

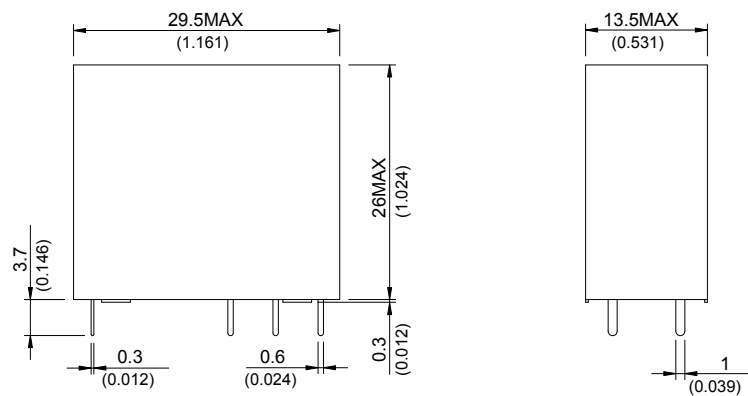
»» Safety Approval

Certified	UL	CSA	TUV
File No.	E88991	LR90143	R9452019

»» Safety Approval Rating

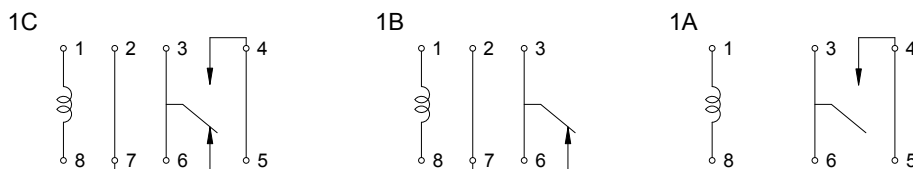
UL 、 CSA		TUV
NO	NC	
16A 250VAC 20A 125VAC 25A 125VAC (for UL) 20A 277VAC(for UL) TV-10 20A 30VDC 1/2HP 250/125VAC	16A 250VAC 20A 125VAC 25A 125VAC (for UL) 16A 30VDC 1/2HP 250/125VAC	16A 250VAC 6A 125VAC $\cos \phi$ 0.4 16A 30VDC 8A 250VAC $\cos \phi$ 0.4

»» Outline Dimensions



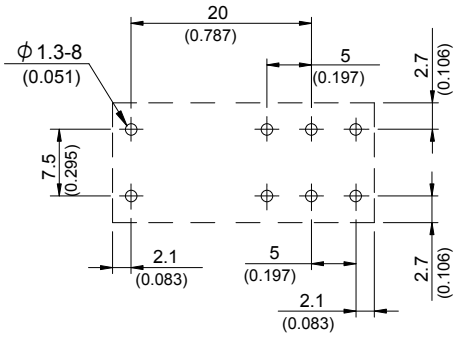
»» Wiring Diagram

BOTTOM VIEW

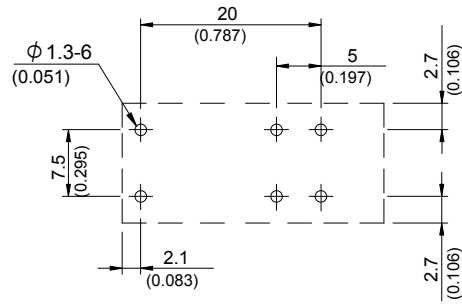


»» PC Board Layout BOTTOM VIEW

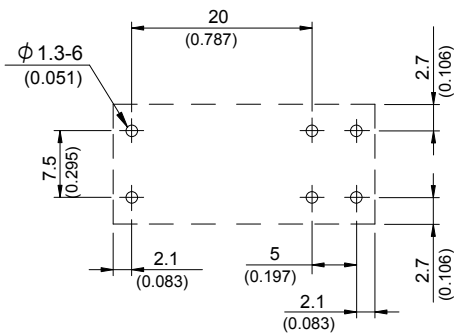
1C



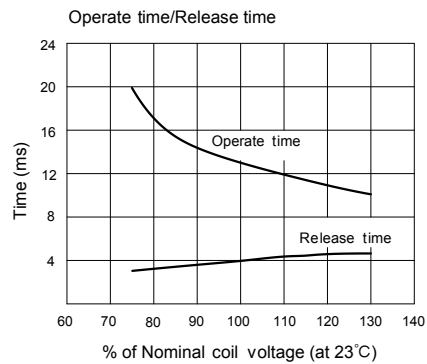
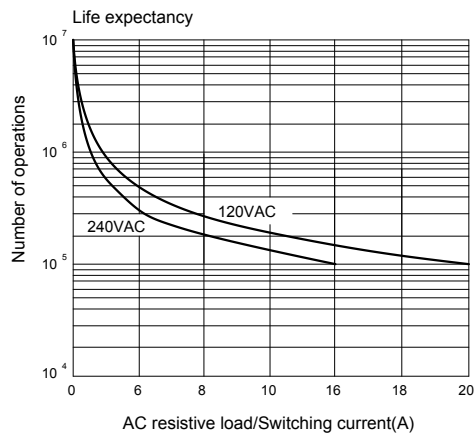
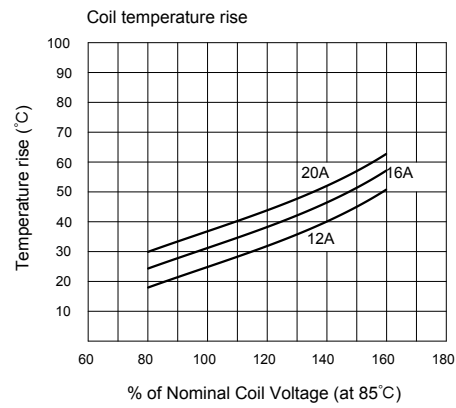
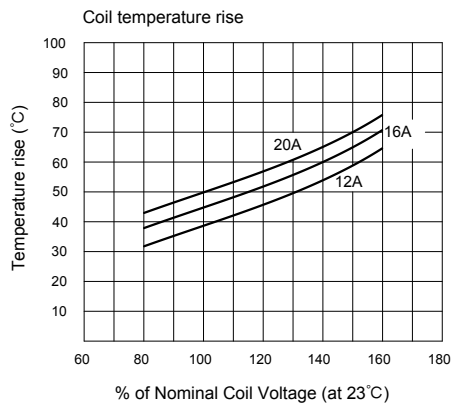
1B



1A



»» Engineering Data



Mouser Electronics

Authorized Distributor

Click to View Pricing, Inventory, Delivery & Lifecycle Information:

[Song Chuan:](#)

[793P-1C-S-12VDC](#) [793P-1C-S-24VDC](#) [793P-1A-S-12VDC](#)