



**PARA LIGHT ELECTRONICS CO., LTD.**

4F, No.1, Lane 93, Chien Yi Road, Chung Ho City, Taipei, Taiwan, R.O.C.

Tel: 886-2-2225-3733

Fax: 886-2-2225-4800

E-mail: [para@para.com.tw](mailto:para@para.com.tw)

<http://www.para.com.tw>

DATA SHEET

PART NO. : A-2570E

REV : A / 0

CUSTOMER'S APPROVAL : \_\_\_\_\_

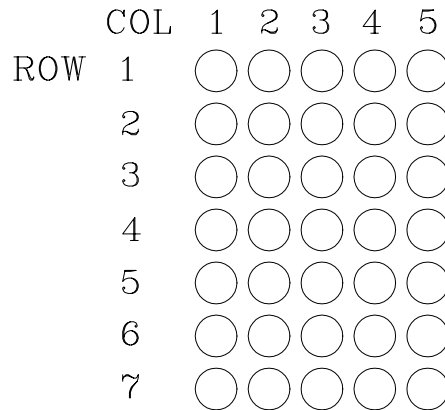
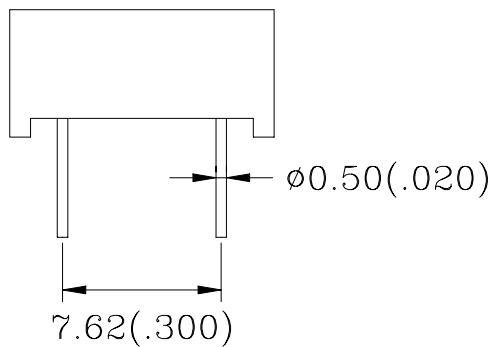
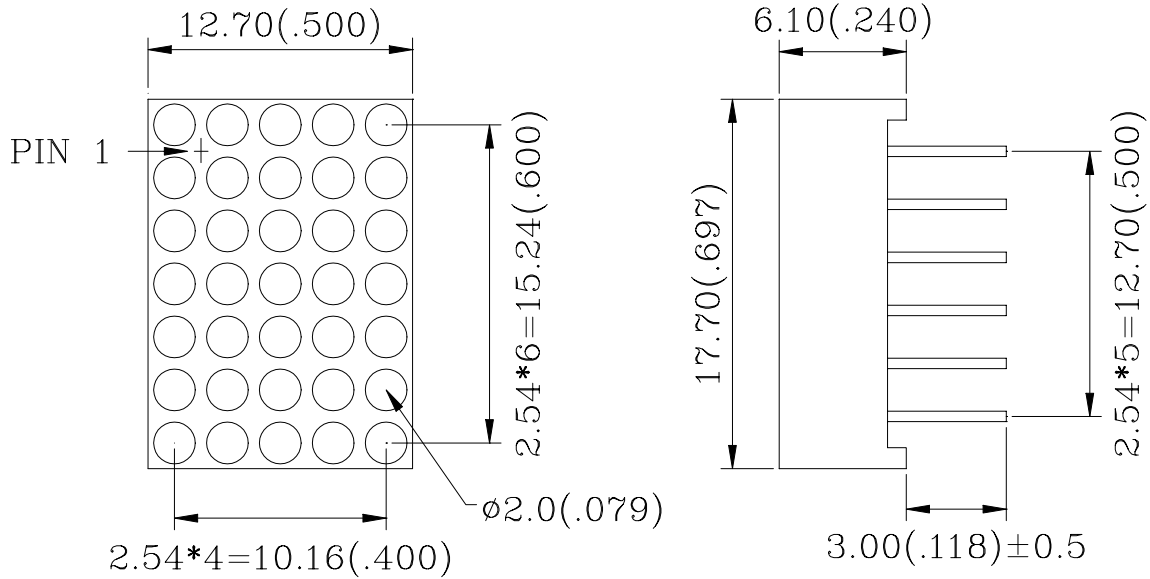
DCC : \_\_\_\_\_

DRAWING NO. : DS-16-02-0127

DATE : 2002-11-25

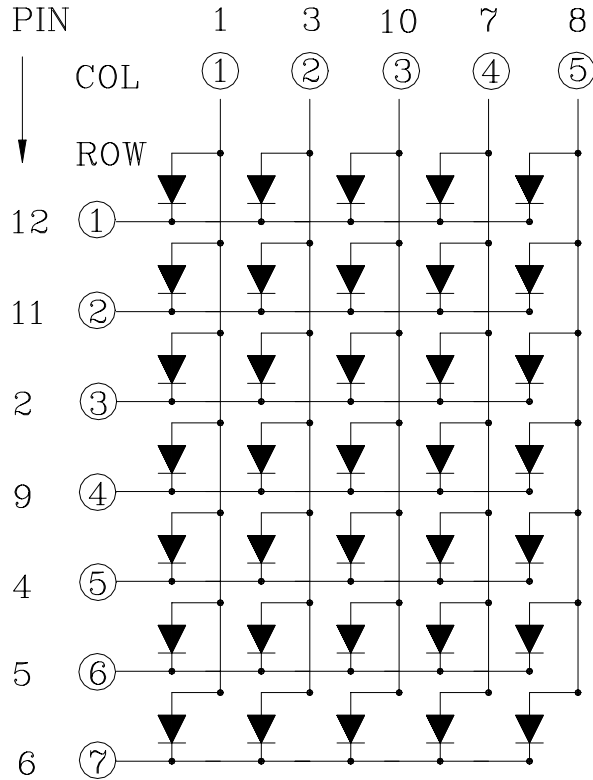
Page : 1

PACKAGE DIMENSIONS



NOTES : 1. All dimensions are in millimeters. (inches)  
 2. Tolerance is  $\pm 0.25(0.010)$  unless otherwise specified.

TYPICAL INTERNAL EQUIVALENT CIRCUIT



A-2570E			
PIN NO	FUNCTION	PIN NO	FUNCTION
1	Anode Column 1	7	Anode Column 4
2	Cathode Row 3	8	Anode Column 5
3	Anode Column 2	9	Cathode Row 4
4	Cathode Row 5	10	Anode Column 3
5	Cathode Row 6	11	Cathode Row 2
6	Cathode Row 7	12	Cathode Row 1

**FEATURES**

- \* 17.70mm ( 0.7 inch ) MATRIX HEIGHT
- \* 5x7ARRAY WITH X-Y SELECT
- \* LOW POWER , HIGH CONTRAST & BRIGHTNESS
- \* MATRIX ORIENTATION OF ANODE COLUMN AND CATHODE ROW
- \* STACKABLE VERTICAL AND HORIZONTAL

Raw Material : GaAsP/GaP

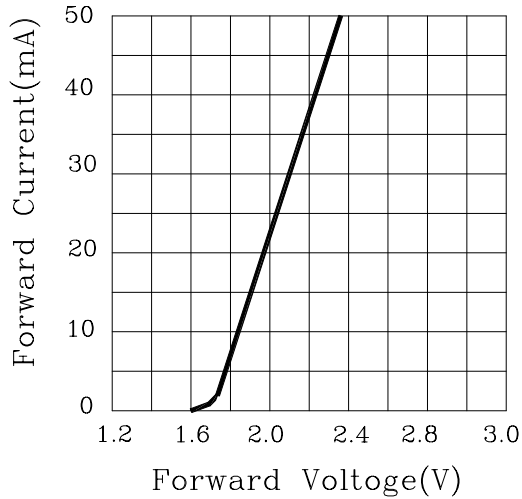
**ABSOLUTE MAXIMUM RATING : ( Ta = 25°C )**

SYMBOL	PARAMETER	HI.EFFI RED	UNIT
PAD	Power Dissipation Per Dot	31	mW
VR	Reverse Voltage Per Dot	5	V
IAF	Continuous Forward Current Per Dot	11	mA
IPF	Peak Forward Current Per Dice (Duty – 0.1,1KHz)	90	mA
—	Derating Linear From 25°C Per Dot	0.15	mA/°C
Topr	Operating Temperature	–35°C to 85°C	
Tstg	Storage Temperature	–35°C to 85°C	
Solder Temperature 1/16 inch Below Seating Plane for 3 Seconds at 250°C			

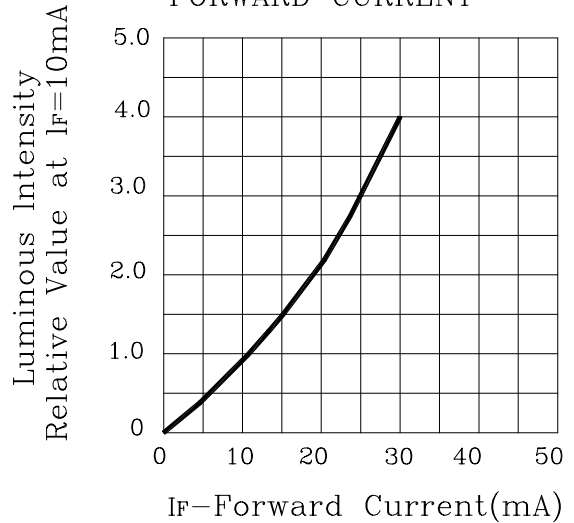
**ELECTRO-OPTICAL CHARACTERISTICS : ( Ta = 25°C )**

SYMBOL	PARAMETER	TEST CONDITION	MIN.	TYP.	MAX.	UNIT
VF	Forward Voltage Per Dot	IF = 20mA		2.0	2.8	V
IR	Reverse Current	VR = 5V			100	μA
λP	Peak Emission Wavelength	IF = 20mA		632		nm
λD	Dominant Wavelength	IF = 20mA		622		nm
Δλ	Spectral Line Half-Width	IF = 20mA		35		nm
IV	Luminous Intensity Per Dot	IF = 10mA		2.8		mcd

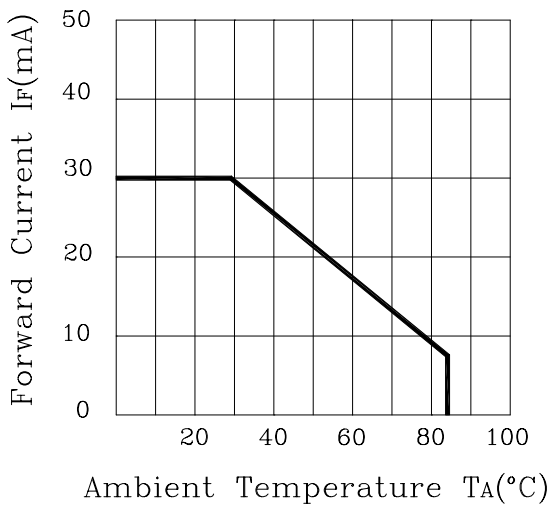
FORWARD CURRENT Vs.  
FORWARD VOLTAGE



LUMINOUS INTENSITY Vs.  
FORWARD CURRENT



FORWARD CURRENT  
DERATING CURVE



LUMINOUS INTENSITY Vs.  
AMBIENT TEMPERATURE

