

# PRODUCT SPECIFICATION



**Part No. : JH-5630WW12JC2240-T16A**  
**High Power LED**

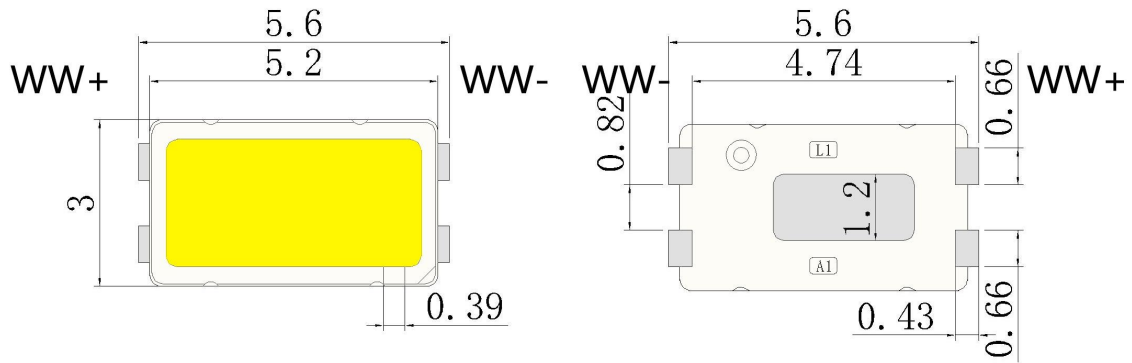
## Catalog

1.Product Features	P2
2.Dimensions	P2
3.Absolute Maximum Rating	P3
4.Optical Character	P3
5.Optical Character Curves	P4
6.Spectrum Curves	P5
7.Viewing Angle Curves	P5
8.Cautions	P6

# 1.Product Features

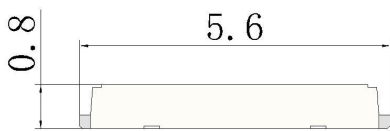
- High Brightness Warm White
- LED Plane Package
- Viewing Angle 120 Degree
- Chip Material: AlGaInP
- RoHS Compliant

# 2.Dimensions



Top view

Bottom view



Side view



### Notes:

1. All dimensions are in millimeters.
2. Tolerance is  $\pm 0.1\text{mm}$  unless otherwise noted.

### 3. Absolute Maximum Rating @ Ta=25° C

Parameter	Symbol	Maximum Rating	Unit
Continuous Forward Current	IF	150	mA
Peak Forward Current (1/10 Duty Cycle, 0.1ms Pulse Width)	IFp	300	mA
Reverse Voltage	VR	5	V
Power Dissipation	PD	0.5	W
Electrostatic Discharge	ESD	1000	V
Operating Temperature Range	TOPR	-25°C to +60°C	
Storage Temperature Range	TSTG	-35°C to +80°C	
Lead Soldering Temperature	TSOL	260°C	

### 4. Optical Character @ Ta=25° C

Parameter	Symbol	Color	Min.	Typ.	Max.	Unit	Test Condition
Forward Voltage	VF	WW	3.0	3.2	3.4	V	IF=150mA
Luminous Flux	Φ	WW	70	80	90	Lm	IF=150mA
Color Temperature	Tc	WW	2800	3000	3200	K	IF=150mA
Reverse Current	IR		0		10	μA	VR=5V
Viewing Angle	2θ1/2				120	deg	IF=150mA
Recommend Forward Current	IF(rec)	WW			150	mA	

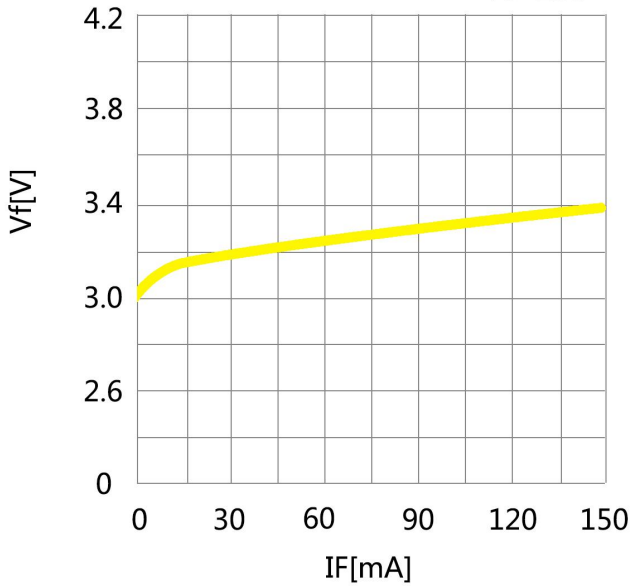
#### Notes:

Measurement tolerance of forward voltage ±0.1V

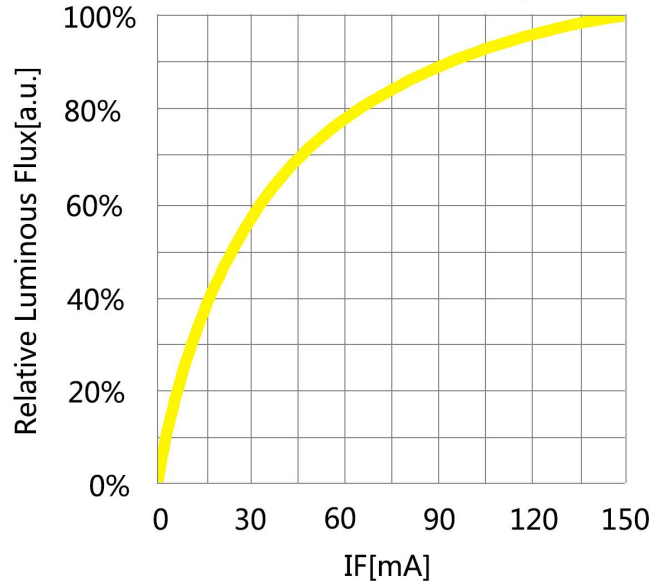
## 5. Optical Character Curves

( 25 ° Ambient Temperature Unless Otherwise Noted )

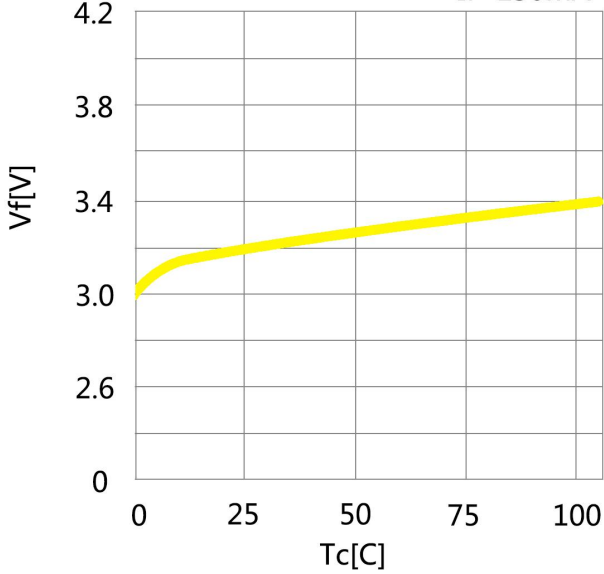
Forward Current vs. Forward Voltage  
 $T_c=25C$



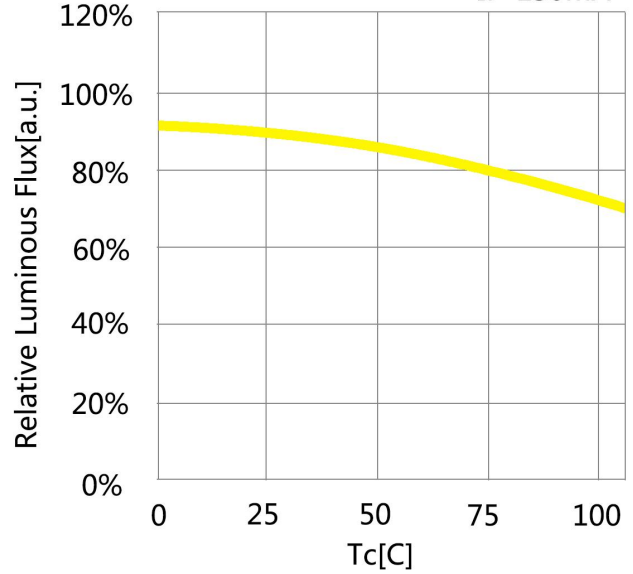
Forward Current vs. Relative Luminous Flux  
 $T_c=25C$



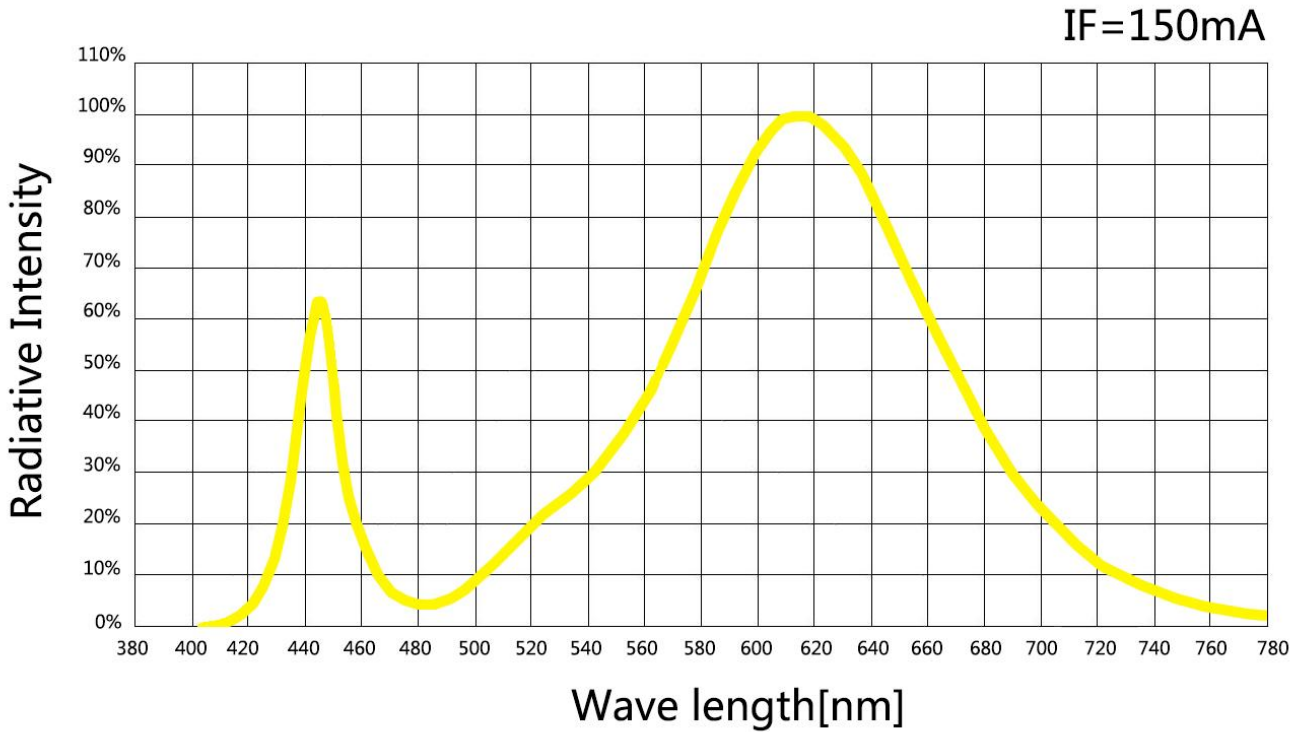
Case Temperature vs. Forward Voltage  
 $I_f=150mA$



Case Temperature vs. Relative Luminous Flux  
 $I_f=150mA$



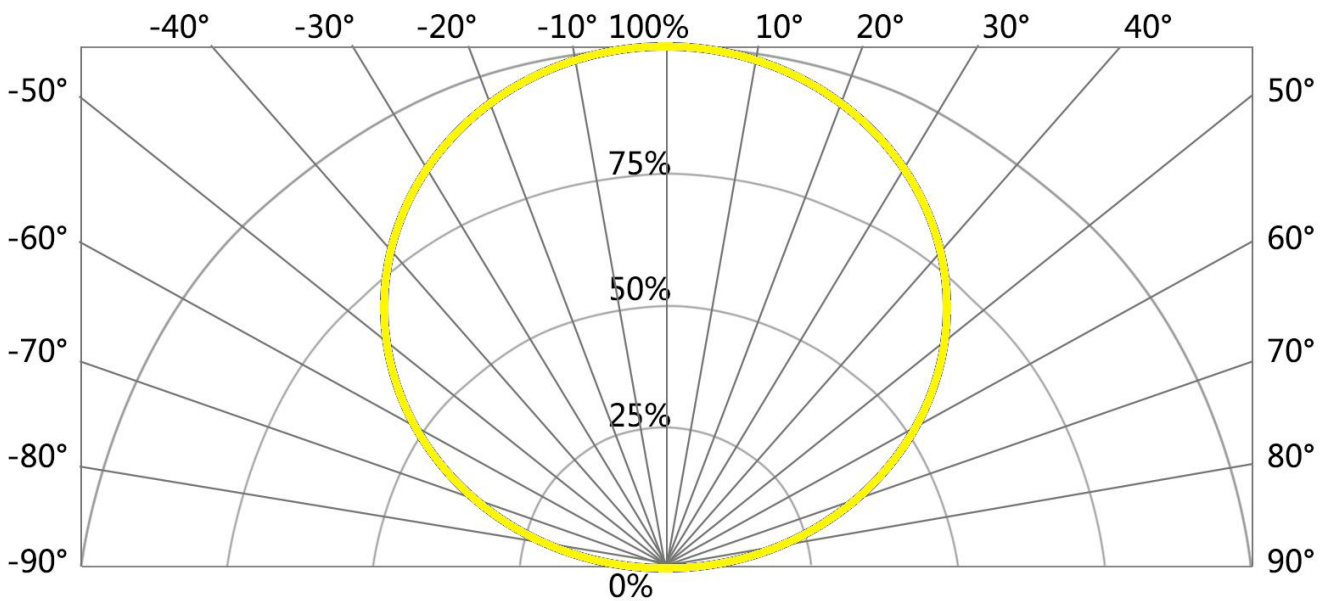
## 6. Spectrum Curves



## 7. Viewing Angle Curves

Radiation Characteristic

IF=150mA



## 8. Cautions

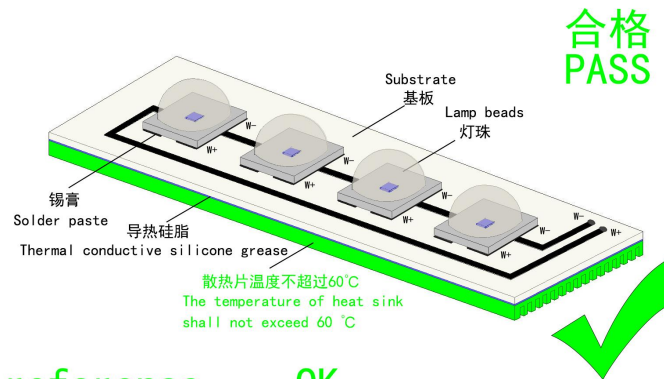
### 1. Electrostatic Treatment

Do a full range of anti-static measures (such as: anti-static ring, anti-static clothes, machine, equipment grounding wire, etc.)



### 2. Heat Dissipation

- A、 It is recommend to configure reasonable heat dissipation device for the product.
- B、 The best working temperature range of the product is 40-60°. It is recommended to control the working temperature of the product within a reasonable range.



### 3. Installation Conditions

reference OK

- A、 Do not exert any pressure on the LED area during the use of the led beads, such as below:

