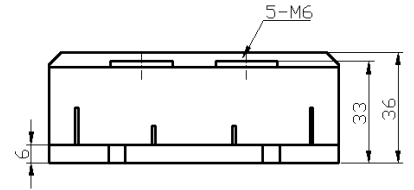


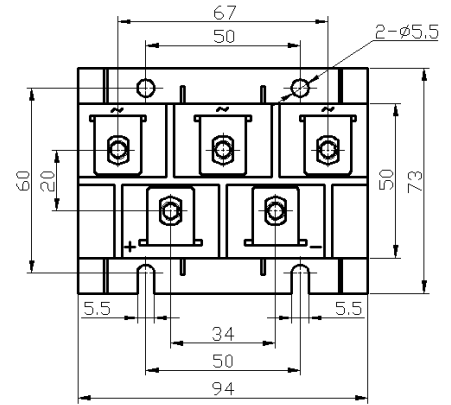
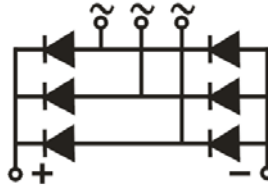
Feature

- International standard package
- Low forward voltage drop
- Isolation voltage 2500V~



Application

- DC power suppliers for apparatus device
- Input rectifying power supply for PWM converters
- Inverter welders



Maximum value

Symbol	Parameter	Rating		Unit
		MDS200 -16	MDS200 -18	
VRRM	Peak reverse repetitive voltage	1600	1800	V
VRSM	Peak reverse non-repetitive voltage	1700	1900	V

Symbol	Parameter	Test condition	Rating	Unit
I _o	Output DC current	Three-phase whole wave rectifying circuit, T _c =100°C	200	A
I _{FSM}	Forward surge current	t=10ms, 50HZ, sin, T _{jm}	2600	A
I ² t	I ² t value	V _R = 0.6V _{RRM} , T _{jm}	33800	A ² S
V _{ISO}	Isolation voltage	AC one min	2500	V
T _j	Operating junction temperature		-40 to +150	°C
T _{jm}	Rated junction temperature		150	°C
T _{stg}	Storage temperature		-40 to +125	°C
R _{th(j-c)}	Thermal impedance (junction-case)	Single-side heat dissipation, sine half wave	0.2	°C/W
M _d	Mounting torque (copper plate) M6		5 ± 15%	N·m
	Mounting torque (terminal) M5		3 ± 15%	N·m
W _t	weight		330	g

Electrical characteristics

Symbol	Parameter	Test condition	Rating			Unit
			Min	Typical	Max	
I _{RRM}	Peak reverse repetitive current	V _R =V _{RRM} , T _j =150°C	-	-	8	mA
V _{FM}	Peak forward voltage	I _{FM} =200A, T _j =25°C	-	1.00	1.20	V

Performance Curves

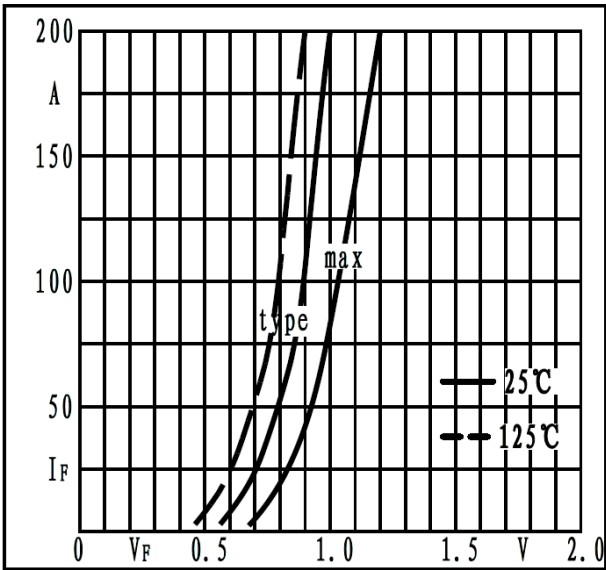


Fig1. Forward characteristics

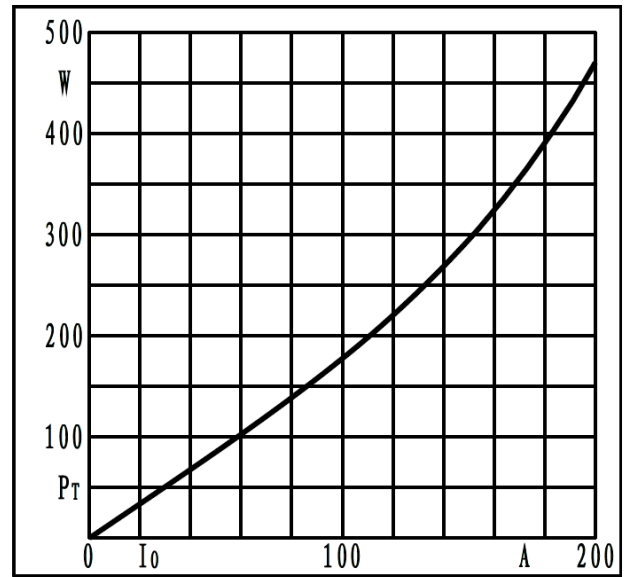


Fig2. Power dissipation

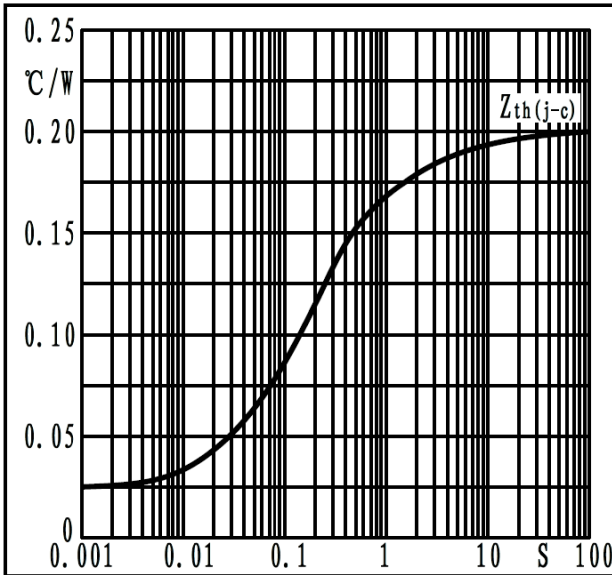


Fig3. Transient thermal impedance

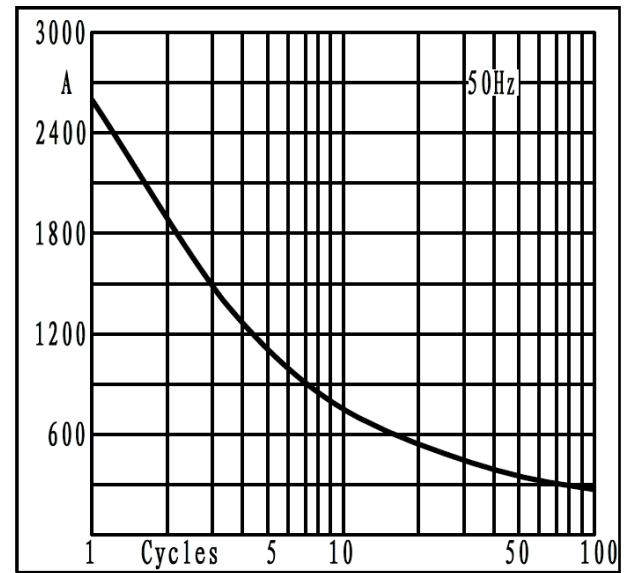


Fig4. Max non-repetitive forward surge current

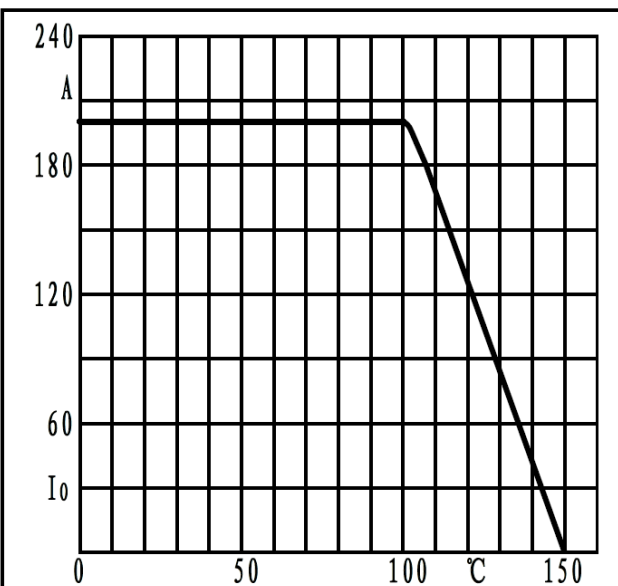


Fig5. Forward current derating curve