


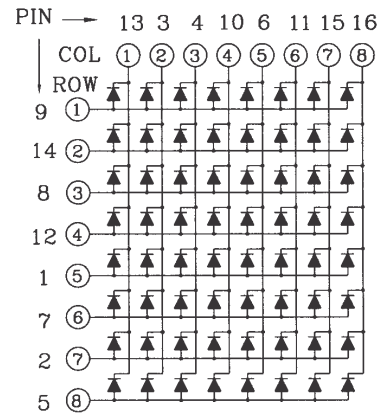
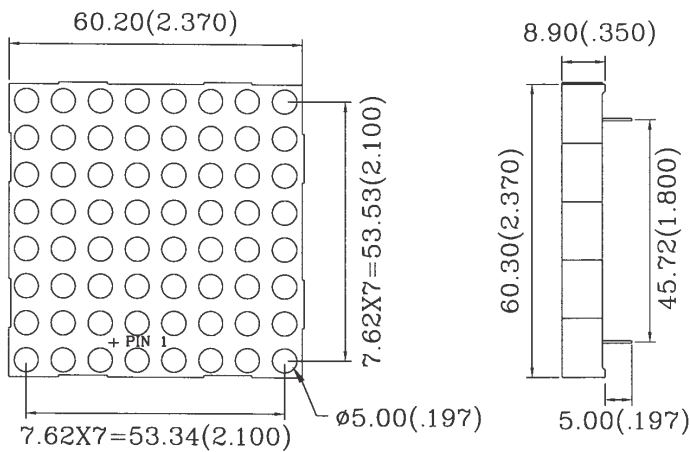
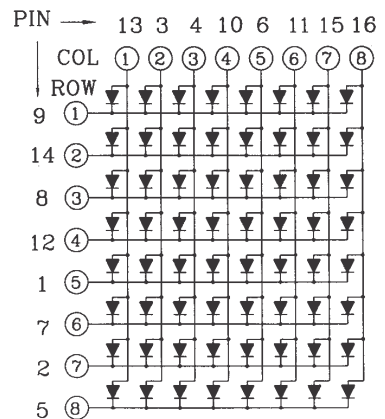
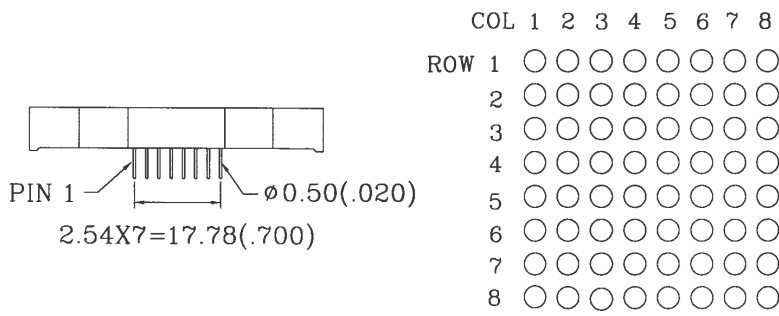
Shape	Part No.		Chip		Wave Length λ p(nm)	Electro-Optical Characteristics			Fig. No.
	Common Cathode	Common Anode	Raw Material	Emitted Color		Vf(V)20mA		Iv(ucd)10mA	
						Typ.	Max.	Typ.	
	C-5880E	A-5880E	GaAsP/GaP	Hi.effi Red	635	2.1	2.8	3600	D93
	C-5880G	A-5880G	GaP	Green	565	2.2	2.8	3400	
	C-5880Y	A-5880Y	GaAsP/GaP	Yellow	585	2.1	2.8	3400	
	C-5880SR	A-5880SR	GaAlAs	Super Red	660	1.8	2.2	10000	

Fig. D93

C-5880X



A-5880X



1.All dimension are in millimeters (inches).
2.Tolerance is ± 0.25 mm (0.01") unless otherwise specified.