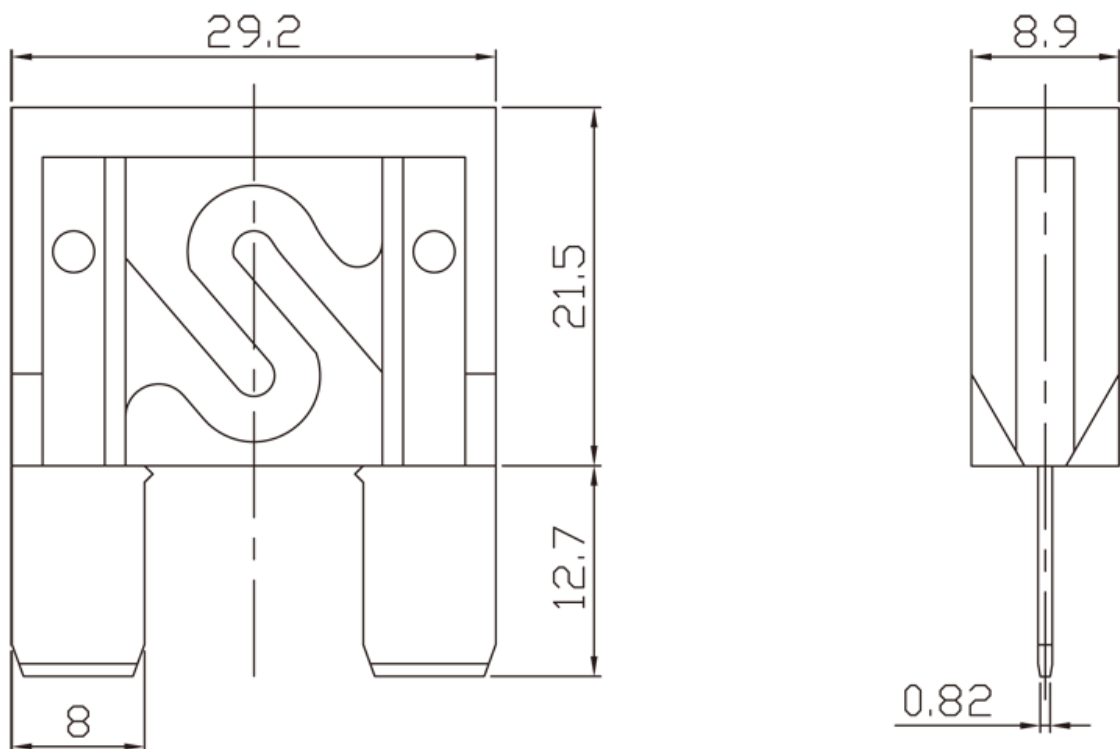











ATM MAXI PLUG-IN FUSES (MAXI BLADE FUSES)

- Slow-Blow
- Voltage Rating : DC32V or less
- Interrupting Rating: 1000A @32VDC
- Operating Temperature Range : -40°C to +125°C
- Complies with
SAE J1888 / JASO D612 / ISO 8820-3
- Materials :
 1. Zinc Alloy
 2. Plastic

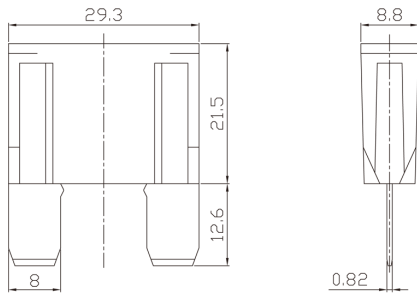


Time-Current Characteristics

Test Current	Opening Time	
	Min.	Max.
110%	100hrs.	---
135%	60 s	900 s
160%	10 s	200 s
200%	2 s	60 s
350%	0.2 s	7 s
600%	0.04 s	1 s
Item No.	Ampere	Color
ATM 20	20 A	
ATM 30	30 A	
ATM 40	40 A	
ATM 50	50 A	
ATM 60	60 A	
ATM 70	70 A	
ATM 80	80 A	



- Slow-Blow
- Voltage Rating : DC58V or less
- Interrupting Rating: 1000A @58VDC
- Operating Temperature Range : -40°C to +125°C
- Complies with
SAE J1888 / JASO D612 / ISO 8820-3
- Materials :
 1. Zinc Alloy
 2. Plastic



Time-Current Characteristics

Test Current	Opening Time	
	Min.	Max.
110%	100hrs.	---
135%	60 s	900 s
160%	10 s	200 s
200%	2 s	60 s
350%	0.2 s	7 s
600%	0.04 s	1 s
Item No.	Ampere	Color

ATM 20	20 A	■
ATM 30	30 A	■
ATM 40	40 A	■
ATM 50	50 A	■
ATM 60	60 A	■
ATM 70	70 A	■
ATM 80	80 A	□

<http://www.zeeman.com.tw/web/en-us/ATM.html>