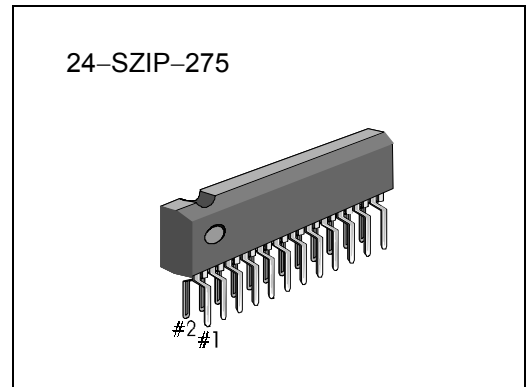


INTRODUCTION

The KA22234 is a monolithic integrated circuit developed for the stereo 5 band graphic equalizer amplifier. It consists of an operational amplifier, and four resonant circuits with an active filter. It is suitable for radio cassette-tape recorders, car stereos or music centers.

FEATURES

- Tone control with independent adjustment of each band through external capacitor
- Gain control through external variable resistor (Gain = ±11dB)
- Excellent cross talk characteristics (CT = 70dB Typ, at R_G = 0)
- Wide operating supply voltage range: V_{CC} = 3.5V ~14V



ORDERING INFORMATION

Device	Package	Operating Temperature
KA22234	24-SZIP-275	-20°C ~ + 70°C

BLOCK DIAGRAM

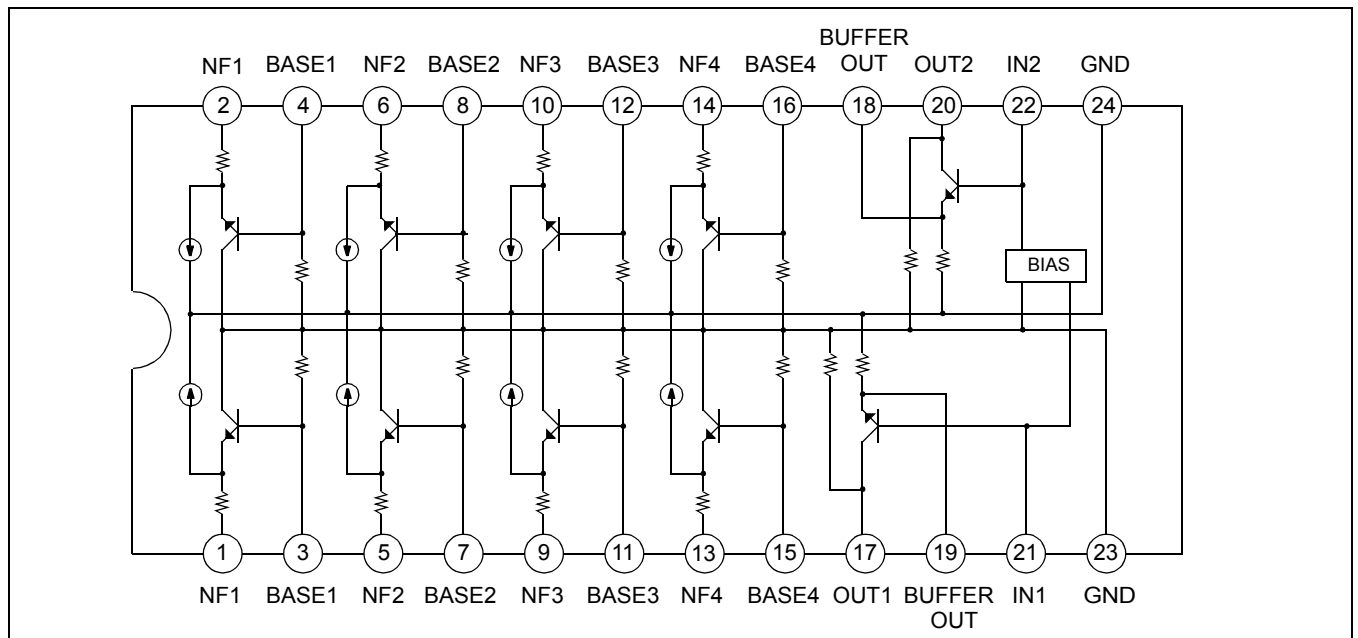


Figure 1.

ABSOLUTE MAXIMUM RATINGS (Ta = 25°C)

Characteristic	Symbol	Value	Unit
Supply Voltage	V_{CC}	15	V
Power Dissipation	P_D	500	mW
Operating Temperature	T_{OPR}	-20 ~ + 70	°C
Storage Temperature	T_{STG}	-40 ~ + 125	°C

ELECTRICAL CHARACTERISTICS(Ta = 25°C, V_{CC} = 8V, R_L = 20K, Flat Mode, unless otherwise specified)

Characteristic	Symbol	Test Conditions		Min.	Typ.	Max.	Unit	
		f(Hz)	Conditions					
Quiescent Circuit Current	I_{CCQ}		$V_I = 0$	4.0	7.0	10.0	mA	
Output Voltage	V_O	1 K	THD = 1%	500	600	-	mV	
Total Harmonic Distortion	THD	1 K	-	-	0.1	0.3	%	
Channel Balance	CB	1 K	-	-1.0	0	1.0	dB	
Cross Talk	CT	1 K	-	50	70	-	dB	
Output Noise Voltage	V_{NO}	Flat, $R_G = 2.2K$ $BW(-3\text{ dB}) = 10\text{Hz} \sim 30\text{kHz}$		-	10	20	μV	
Voltage Gain	Flat	G_V (Flat)	1 K	$V_I = 100\text{mV}$	-2.0	-1.5	1.0	dB
			100					
	Boost	G_V (Boost)	300	$V_I = 100\text{mV}$	9.0	11.0	14.0	dB
			1 K					
			3 K					
			10 K					
	Cut	G_V (Cut)	100	$V_I = 100\text{mV}$	-14.0	-11.0	-9.0	dB
			300					
			1 K					
			3 K					
			10 K					

TEST CIRCUIT

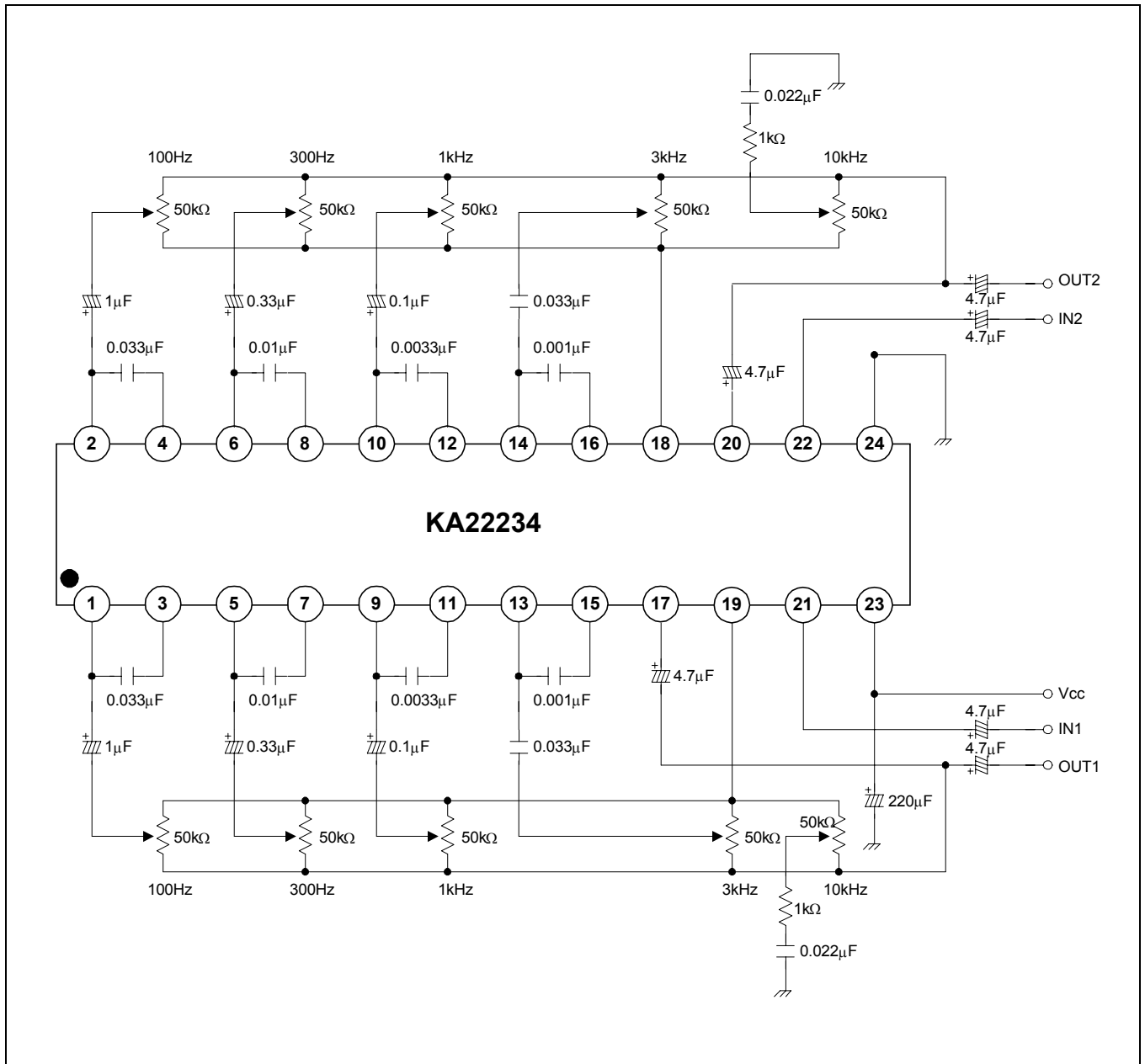
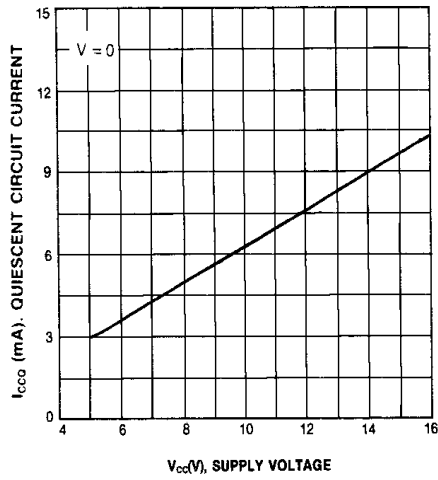
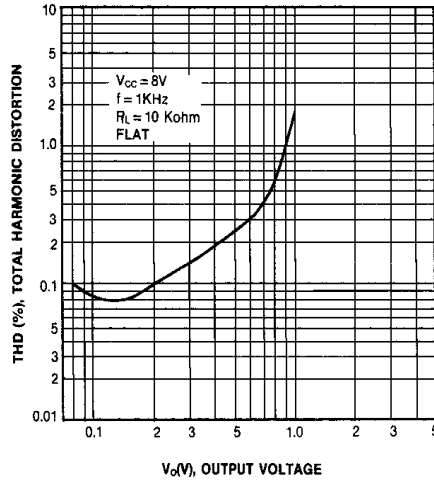


Figure 2.

QUIESCENT CIRCUIT CURRENT-SUPPLY VOLTAGE



TOTAL HARMONIC DISTORTION-OUTPUT VOLTAGE



FREQUENCY RESPONSE

