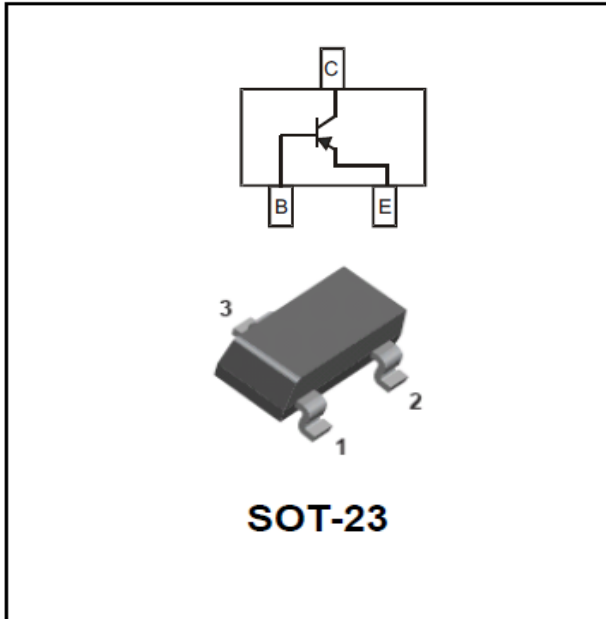


PNP General Purpose Amplifier



Features

- Epoxy meets UL-94 V-0 flammability rating
- Moisture Sensitivity Level 1
- Marking:
S8550-L : 2TY • L
S8550-H: 2TY

■ Maximum Ratings (Ta=25°C unless otherwise noted)

| Item | Symbol | Unit | Conditions | Value |
|-------------------------------|----------------|------|---|-------------|
| Collector-Base Voltage | VCBO | V | I _C =-100uAdc, I _B =0 | -40 |
| Collector-Emitter Voltage | VCEO | V | I _C =-100uAdc, I _E =0 | -25 |
| Emitter-Base Voltage | VEBO | V | I _E =-100uAdc, I _C =0 | -5 |
| Collector Current -Continuous | IC | mA | | -500 |
| Total Device Dissipation | PD | mW | | 300 |
| Junction Temperature | T _J | °C | | 150 |
| Storage Temperature | TSTG | °C | | -55 to +150 |

■ Electrical Characteristics (Ta=25°C unless otherwise noted)

| Item | Symbol | Unit | Conditions | Min | Typ | Max |
|--------------------------------------|-----------------------|------|--|-----|-----|------|
| Collector-base breakdown voltage | V _{(BR)CBO} | V | I _C =-100uA, I _E =0 | -40 | | |
| Collector-emitter breakdown voltage | V _{(BR)CEO*} | V | I _C =-100uA, I _B =0 | -25 | | |
| Emitter-base breakdown voltage | V _{(BR)EBO} | V | I _E =-100uA, I _C =0 | -5 | | |
| Collector cut-off current | I _{CEX} | nA | V _{CE} =-20V, I _B =0 | | | -100 |
| Base cut-off current | I _{CBO} | nA | V _{CB} =-40V, I _E =0 | | | -100 |
| Emitter cut-off current | I _{EBO} | nA | V _{EB} =-5V, I _C =0 | | | -100 |
| DC current gain | h _{FE (1)} | | V _{CE} =-1V, I _C =-50mA | 120 | | 350 |
| | h _{FE (2)} | | V _{CE} =-1V, I _C =-500mA | 50 | | |
| Collector-emitter saturation voltage | V _{CE(sat)} | V | I _C =-500mA, I _B =-50mA | | | -0.6 |
| Base-emitter saturation voltage | V _{BE(sat)} | V | I _C =-500mA, I _B =-50mA | | | -1.2 |
| Transition frequency | f _T | MHz | V _{CE} =-6V, I _C =-20mA, f=30MHz | 150 | | |



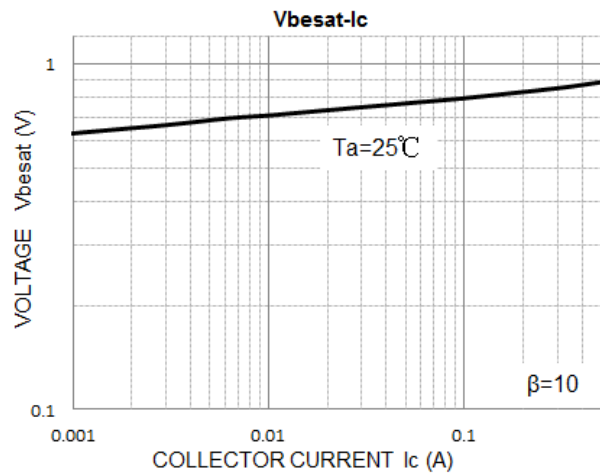
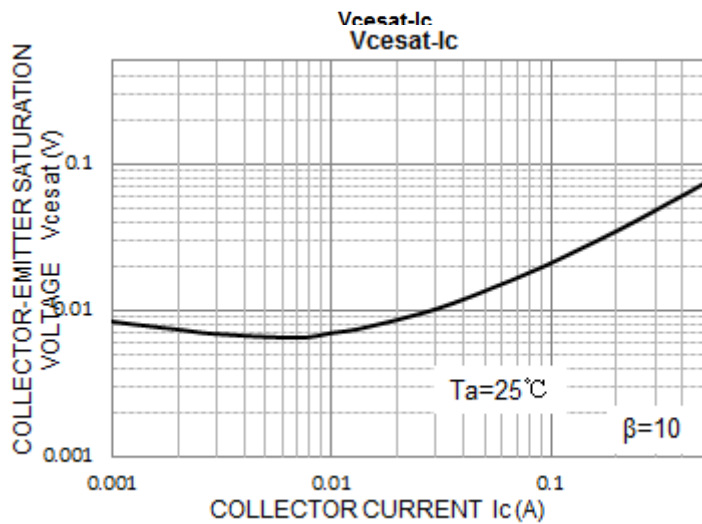
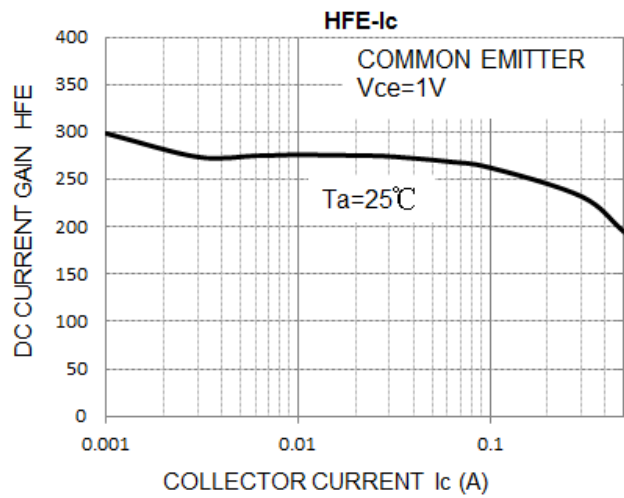
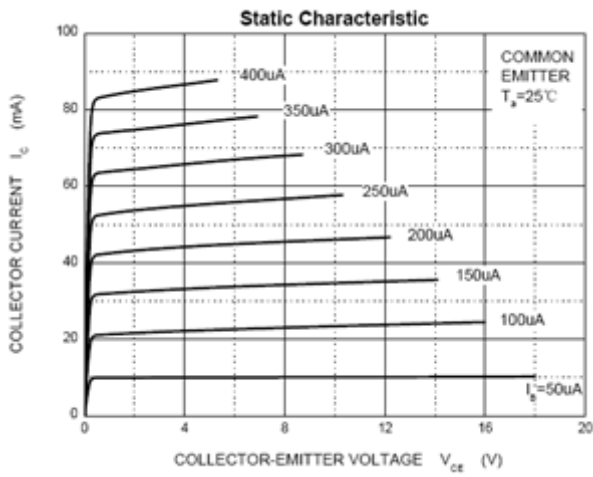
■ CLASSIFICATION OF HFE (1)

| Rank | L | H |
|-------|---------|---------|
| Range | 120-200 | 200-350 |

■ Ordering Information (Example)

| PREFERRED P/N | PACKING CODE | UNIT WEIGHT(g) | MINIMUM PACKAGE(pcs) | INNER BOX QUANTITY(pcs) | OUTER CARTON QUANTITY(pcs) | DELIVERY MODE |
|---------------|--------------|-------------------|----------------------|-------------------------|----------------------------|---------------|
| S8550 | F2 | Approximate 0.008 | 3000 | 30000 | 120000 | 7" reel |

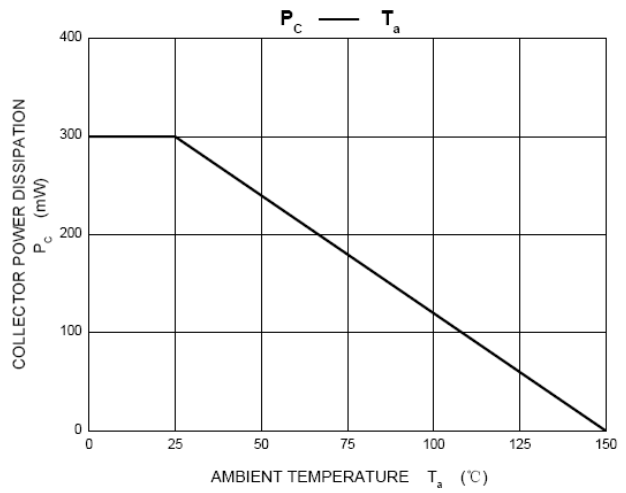
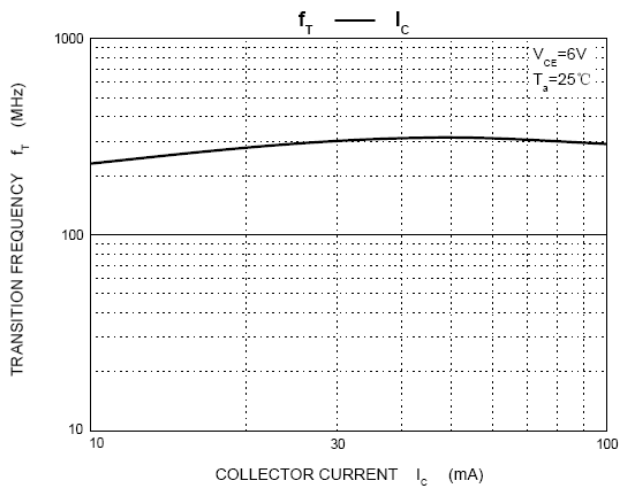
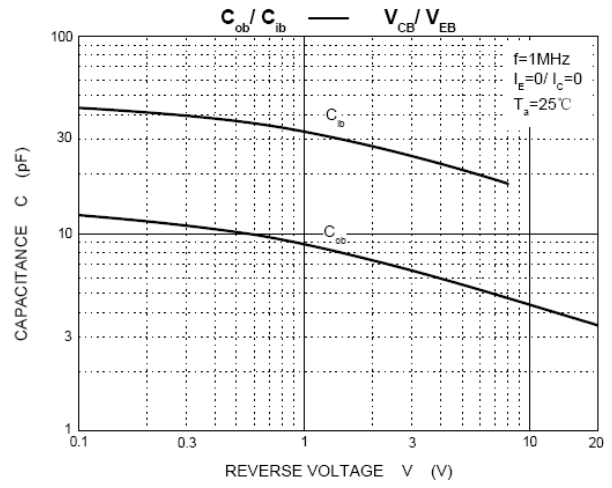
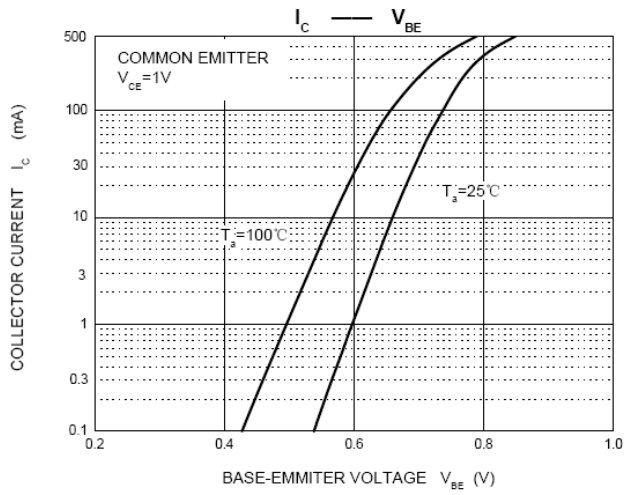
■ Characteristics (Typical)





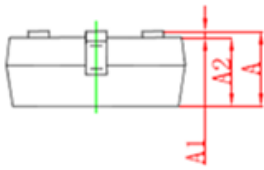
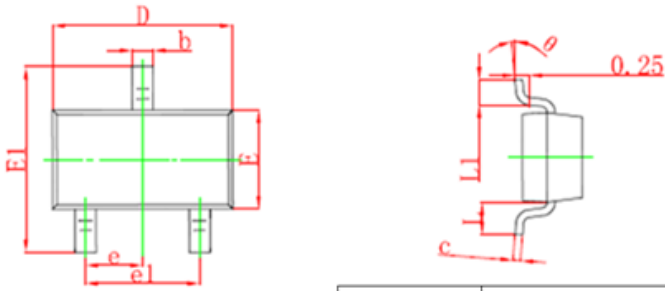
S8550-L THRU S8550-H

RoHS
COMPLIANT



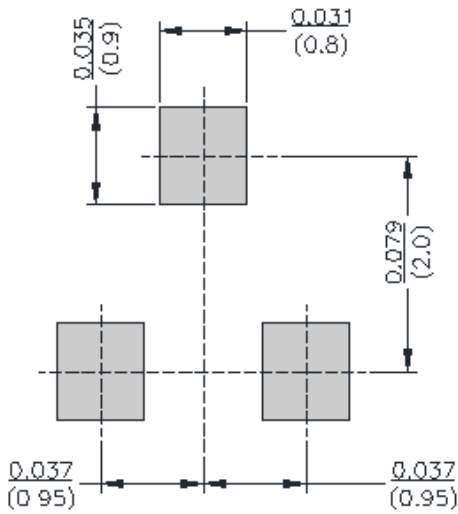


■SOT-23 Package Outline Dimensions



| Symbol | Dimensions In Millimeters | | Dimensions In Inches | |
|--------|---------------------------|-------|----------------------|-------|
| | Min | Max | Min | Max |
| A | 0.900 | 1.150 | 0.035 | 0.045 |
| A1 | 0.000 | 0.100 | 0.000 | 0.004 |
| A2 | 0.900 | 1.050 | 0.035 | 0.041 |
| b | 0.300 | 0.500 | 0.012 | 0.020 |
| c | 0.100 | 0.200 | 0.004 | 0.008 |
| D | 2.800 | 3.000 | 0.110 | 0.118 |
| E | 1.200 | 1.400 | 0.047 | 0.055 |
| E1 | 2.250 | 2.550 | 0.089 | 0.100 |
| e | 0.950TYP | | 0.037TYP | |
| e1 | 1.800 | 2.000 | 0.071 | 0.079 |
| L | 0.550REF | | 0.022REF | |
| L1 | 0.300 | 0.500 | 0.012 | 0.020 |
| θ | 0° | | 8° | |

■SOT-23Suggested Pad Layout





Disclaimer

The information presented in this document is for reference only. Yangzhou Yangjie Electronic Technology Co., Ltd. reserves the right to make changes without notice for the specification of the products displayed herein to improve reliability, function or design or otherwise.

The product listed herein is designed to be used with ordinary electronic equipment or devices, and not designed to be used with equipment or devices which require high level of reliability and the malfunction of which would directly endanger human life (such as medical instruments, transportation equipment, aerospace machinery, nuclear-reactor controllers, fuel controllers and other safety devices), Yangjie or anyone on its behalf, assumes no responsibility or liability for any damages resulting from such improper use of sale.

This publication supersedes & replaces all information previously supplied. For additional information, please visit our website [http:// www.21yangjie.com](http://www.21yangjie.com) , or consult your nearest Yangjie's sales office for further assistance.